



www.savethebilbyfund.org.au

Easter Bilbies

NOT  BUNNIES

LESSON PLAN

TEACHER RESOURCE

Bilby Easter Activities

Teaching Focus

Bilbies not bunnies. Learn the difference between bilbies and bunnies.

Learning Objectives

The importance of conserving our Australian native animals and why they are endangered.

Lesson Sequence

Stage 1

Talk about bilbies vs bunnies - refer to the fact sheet.

Stage 2

Cut out and decorate bilbies ears and mask - from the template.

Stage 3

Parade your Bilby Ears!

Stage 4

What can you do to help save bilbies?

- Raise funds to help save bilbies from extinction by:
 - Collecting a gold coin donation to participate in your Easter Bilby Hat Parade.
 - Go Green for Bilbies on the Friday before National Bilby Day; the second Sunday of September. Collect a gold coin donation for a free dress day in green!
- Be a Responsible pet owner.
- Choose bilbies over bunnies this Easter.

Email supportercare@savethebilbyfund.org.au if you wish to raise funds, or to send us photos of your Easter Bilby creations.

Resources

Bilby Fact sheet

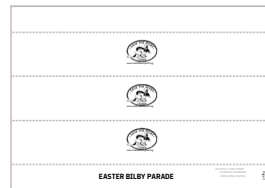
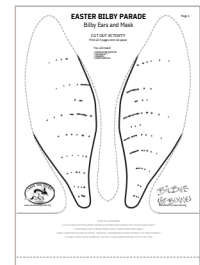
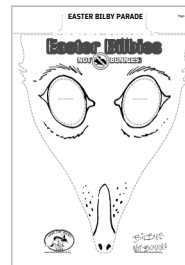

Whiteboard

Bilby ears and mask cut-out sheet

Colouring in pencils

Materials to decorate bilby ears and face mask eg. bling, leaves, bark

Stapler, glue or sticky tape



Save the Bilby Fund

supportercare@savethebilbyfund.org.au

www.savethebilbyfund.org.au

