



www.savethebilbyfund.org.au

# Easter Bilbies

NOT  BUNNIES

LESSON PLAN

TEACHER RESOURCE

## Bilby Easter Activities

### Teaching Focus

Bilbies not bunnies. Learn the difference between bilbies and bunnies.

### Learning Objectives

The importance of conserving our Australian native animals and why they are endangered.

### Lesson Sequence

#### Stage 1

Talk about bilbies vs bunnies - refer to the fact sheet.

#### Stage 2

Cut out and decorate bilbies ears and mask - from the template.

#### Stage 3

Parade your Bilby Ears!

#### Stage 4

What can you do to help save bilbies?

- Raise funds to help save bilbies from extinction by:
  - Collecting a gold coin donation to participate in your Easter Bilby Hat Parade.
  - Go Green for Bilbies on the Friday before National Bilby Day; the second Sunday of September. Collect a gold coin donation for a free dress day in green!
- Be a Responsible pet owner.
- Choose bilbies over bunnies this Easter.

Email [supportercare@savethebilbyfund.org.au](mailto:supportercare@savethebilbyfund.org.au) if you wish to raise funds, or to send us photos of your Easter Bilby creations.

### Resources

Bilby Fact sheet

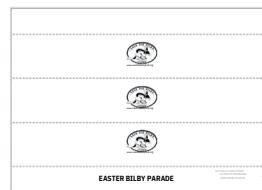
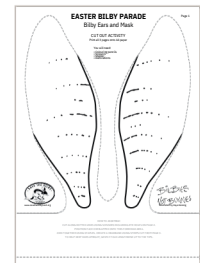

Whiteboard

Bilby ears and mask cut-out sheet

Colouring in pencils

Materials to decorate bilby ears and face mask eg. bling, leaves, bark

Stapler, glue or sticky tape



Save the Bilby Fund

[supportercare@savethebilbyfund.org.au](mailto:supportercare@savethebilbyfund.org.au)

[www.savethebilbyfund.org.au](http://www.savethebilbyfund.org.au)

